

SEWER SERVICE DIAGRAM

Lot No. _____ DP No. _____ House No. _____

Street _____





















SUBURB OF _____

LGA. _____

Licence No. _____

SCALE _____ SSD No. _____

Now / COC No. _____ Date _____

	Boundary Trap	AAV	Air Admittance Valve	BS	Sink (bar)		Chr	Chamber
	Inspection Shaft	B	Basin	(L)	Trough (laundry)		Pit	Pit
	Inspection Opening	Bth	Bath Waste	WC	Water Closet		G	Grease Interceptor
	Gully	Bid	Bidet		Vert	Vertical Pipe		Pump Unit
	FW	CO	Clean Out		WS	Waste Stack		Onsite Treatment System
	Vertical Junction	FW	Floor Waste Gully		SVP	Sewer Vent Pipe		Reflux Valve
	Sloped Junction	Shr	Shower		V	Vent Pipe		Capped Point
	On Back Junction	S	Sink (kitchen)	IPMF	Induct Pipe Mica Flap		Prov	Provisional (future) drain point

Signature: _____

NOTES: • This diagram was supplied by the plumber/drainer whose licence number appears above.
• It has been drawn to show the approximate location of the private sewerage service pipes and may not be accurate.
• Any broken/dashed lines denote the assumed (not verified) position of private sewerage services.
• Further acceptable abbreviations may be used as identified in AS/NZS 3500.2.2003 Sanitary Plumbing and Drainage Table 6.1 and Fair Trading's Sewer Service Diagram Requirements document.

© State of New South Wales through NSW Fair Trading April 2014